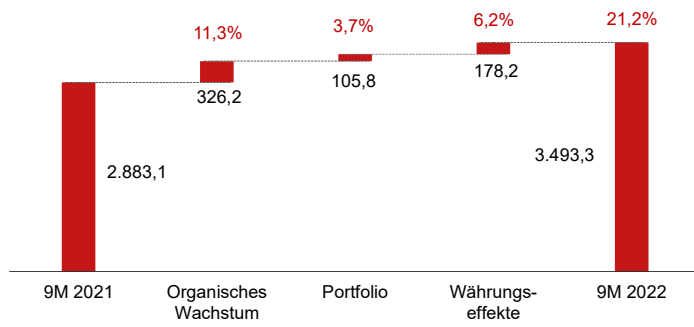
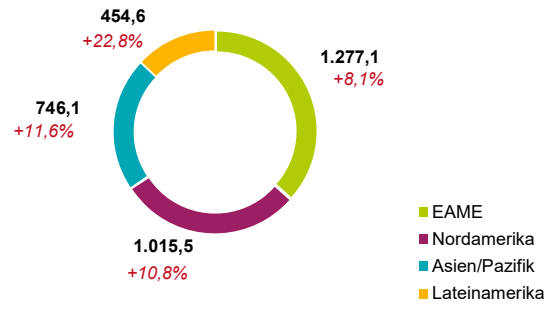


## Finanzinformationen M9 2022

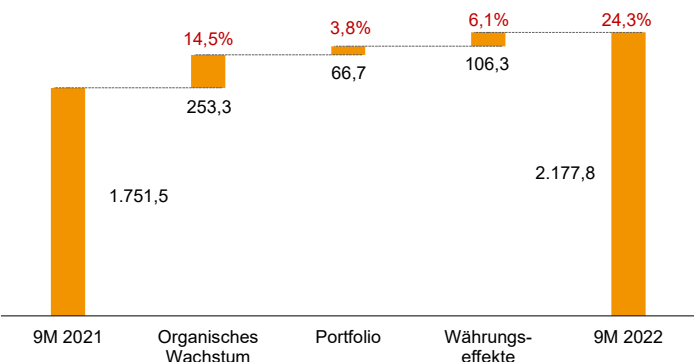
### Symrise Konzern Umsatz in Mio. €



### Umsatz nach Regionen in Mio. € (Organisches Wachstum in %)



### Taste, Nutrition & Health Umsatz in Mio. €



### Scent & Care Umsatz in Mio. €

